

APOLLO 14

Factsheet, 28.03.2024

Fund Data

Fund Inception	06.08.1998
Benchmark	None
Fund Currency	USD
Fund Assets in USD	112.128.260,25
Accounting Period	01.09. - 31.08.
Fund Management	Security Kapitalanlage AG
Fund Manager	Joachim Waltl, CFA Philipp Ebner, CPM, CEFA Lukas Obersteiner, MSc
Admission	Austria
ISIN A - Share	AT0000A22KG5
Distribution (A)	0,1129 (15.12.2023)

Price per share

	A
NAV	174,14
Issue Price	186,40
Redemption Price	174,10

Costs

Management fee p.a.	1,50 %
Front load	7,00 %

PRIIPS/MiFID II

If you need information about this, please contact office@securitykag.at.

Risk profile of fund



The risk profile defines the risk assessment of the fund - one blue box low risk, seven blue boxes very high risk.

Description

Orientation of investment towards the MSCI USA Index

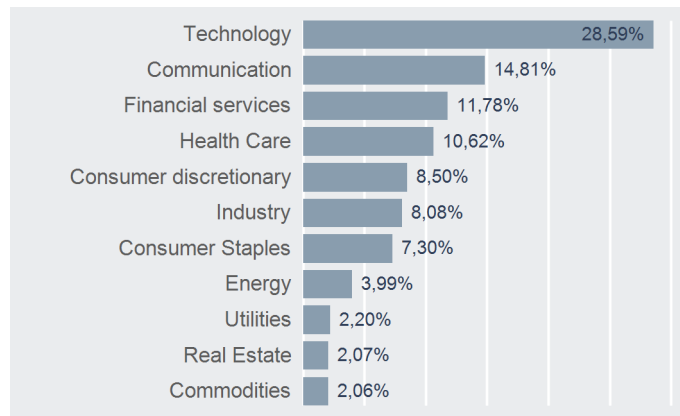
APOLLO 14

Factsheet, 28.03.2024

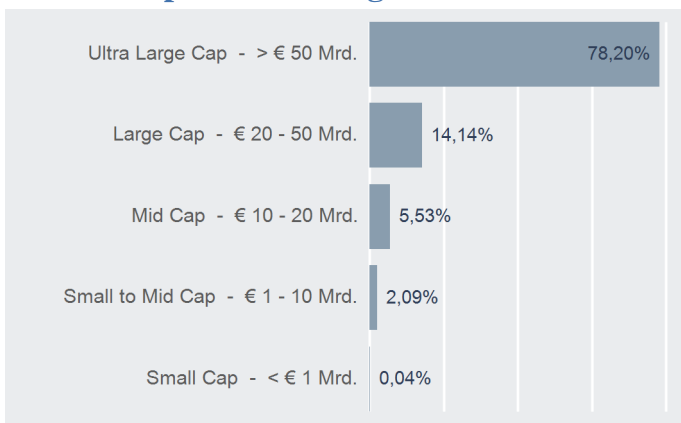
Top 10 Equities

Name	% FA
MICROSOFT CORP	6,32 %
APPLE INC	5,75 %
NVIDIA CORP	4,74 %
AMAZON.COM INC	3,57 %
META PLATFORMS INC	2,38 %
ALPHABET INC - A	1,94 %
ALPHABET INC - C	1,69 %
ELI LILLY & CO	1,35 %
JPMORGAN CHASE & CO	1,26 %
BROADCOM INC	1,25 %

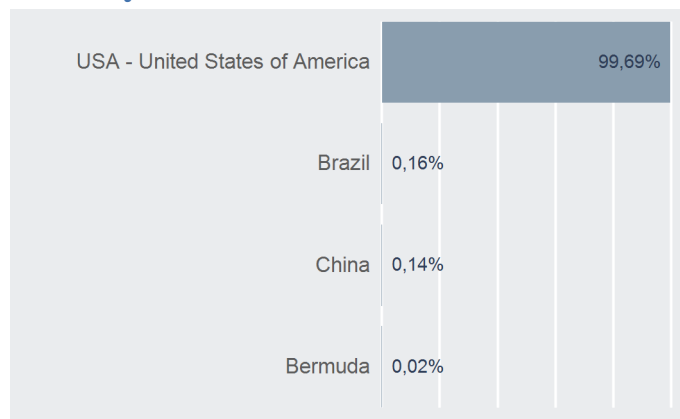
Sector Allocation



Market capitalisation segments



Country Overview



Fund Ratios

Equities

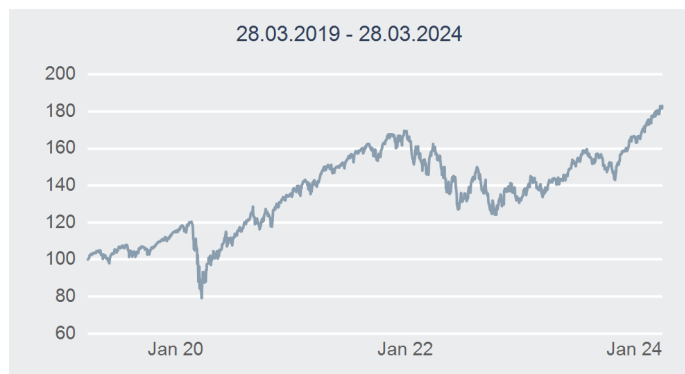
Ø Market Cap in Mrd. EUR	663,61
Ø Dividend yield p.a.	1,37 %
Price to Book Ratio	4,68
Price to Earnings Ratio (est. 12m)	21,17

APOLLO 14

Factsheet, 28.03.2024

Past performance is not an indicator of future results.

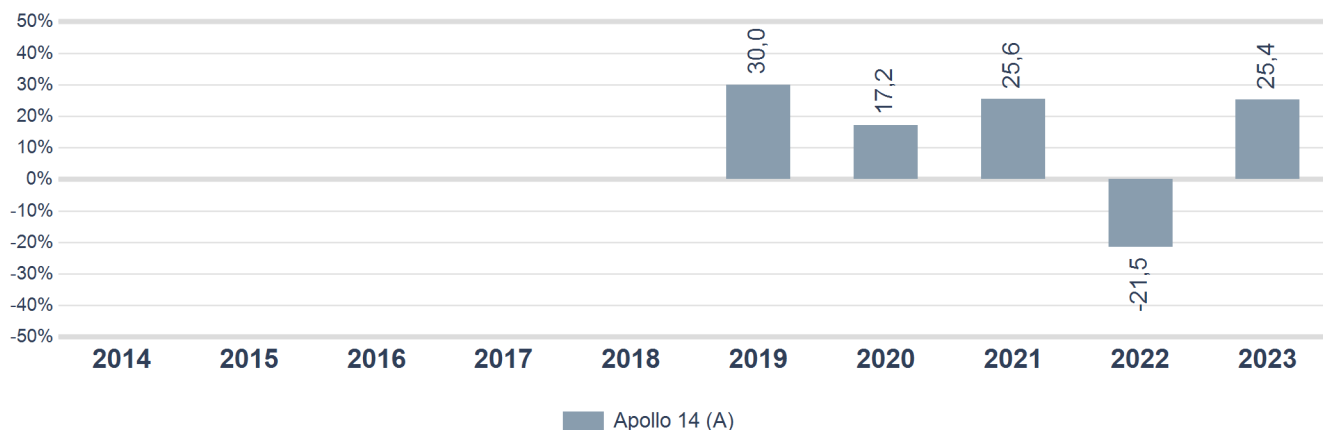
Performance Chart



Performance Ratios

	A
Inception:	27.08.2018
10 years p.a.:	-
5 years p.a.:	12,77 %
3 years p.a.:	8,91 %
1 year:	30,17 %
Sharpe Ratio (3 years):	-
Volatility p.a. (3 years):	16,15 %

Jahresperformance



Important Notification

The document serves to inform the insurance customers and does not replace a comprehensive investment advice or risk information, nor does it make an offer or recommendation to buy, or sale of funds or other products. Any investment is associated with risks. The past performance is not indicative of reliable conclusions on future development of a fund. The return can be reduced as a result of currency fluctuations. Expenses and taxes of the insurance product are not included in the performance calculation and reduce performance. The fact sheet is only available for purchase of an insurance product. The fund used for the insurance product is accredited for direct purchase in Austria only.

The tax treatment of an insurance product is different and depends on the personal conditions and the place of residence of the customer and may be subject to change in the future. Please contact your insurance advisor for more information.

Values per share, Performance: OeKB; Performancechart, fund's composition: Liechtensteinische Landesbank (Österreich) AG, Bloomberg and own calculation

Definition of ratios and terms in German: <http://www.securitykag.at/disclaimer.pdf> All data without warranty.